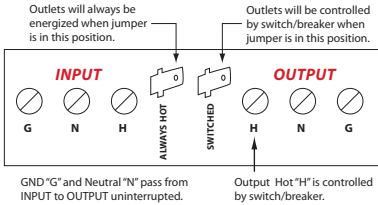


## SWITCH / CIRCUIT BREAKER COMBOS

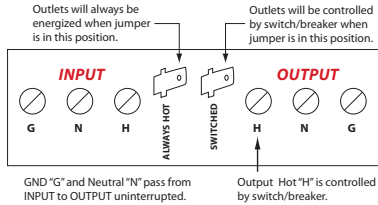
### PSPT2RB4

Enclosed Power Control Center, **4 Amp** Switch / Circuit Breaker, 120 Vac, 2 Outlets, **Terminals**



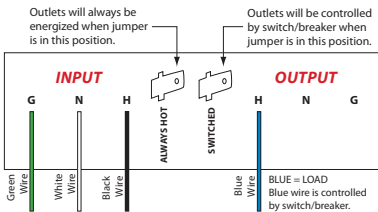
### PSPT2RB10

Enclosed Power Control Center, **10 Amp** Switch / Circuit Breaker, 120 Vac, 2 Outlets, **Terminals**




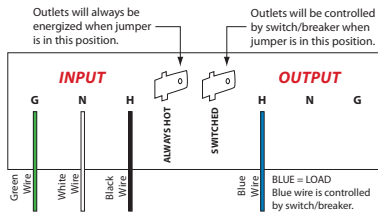
### PSPW2RB4

Enclosed Power Control Center, **4 Amp** Switch / Circuit Breaker, 120 Vac, 2 Outlets, **Wires**



### PSPW2RB10

Enclosed Power Control Center, **10 Amp** Switch / Circuit Breaker, 120 Vac, 2 Outlets, **Wires**



## SPECIFICATIONS

- Operating Temperature:** -30 to 140° F
- Humidity Range:** 5 to 95% (noncondensing)
- Circuit Breaker:** 4 Amp Max. or 10 Amp Max.
- Dimensions:** 4.000" x 4.000" x 1.800" (w/ .500" NPT Nipple - PSPW2RB4 & PSPW2RB10)
- Wires:** 16", 600V Rated (PSPW2RB4 & PSPW2RB10)
- Approvals:** UL Listed, UL916, C-UL
- Housing Rating:** UL Accepted for Use in Plenum, NEMA 1
- Terminals:** Ground "G" and Neutral "N" pass from INPUT to OUTPUT uninterrupted.  
OUTPUT (PSPT2RB4 & PSPT2RB10)  
Hot "H" is controlled by the switch/breaker.

#### Notes:

- Indicator light will illuminate when switch/breaker is ON (RESET position) indicating power has been transferred from INPUT to OUTPUT by the switch/breaker. If it is desired for the indicator light to be illuminated continuously to indicate the presence of input (Line) power, INPUT and OUTPUT may be reversed -- connect input power from line to OUTPUT and connect output load to INPUT (operation of the jumpers above also reverses).

### PSP SERIES

Model #	Circuit Breaker	Terminals	Wires
PSPT2RB4	4 Amps	•	
PSPT2RB10	10 Amps	•	
PSPW2RB4	4 Amps		•
PSPW2RB10	10 Amps		•

POWER CONTROL